

Modern Mailboxes

MODERN MAILBOXES

Made of die cast aluminum, Salsbury 4100 series surface mounted modern mailboxes include a 10" W x 2-1/2" H solid brass mail flap with the word "MAIL" cast into it. Modern mailboxes are accessed from the front through a locking 10" W x 6-1/2" H door and include a gold finish lock with two (2) keys. A gold finish non-locking thumb latch (#4188) is available as an option upon request. Modern mailboxes feature a durable powder coated finish available in four (4) contemporary colors and are available in two (2) door designs (plain and eagle). Modern mailboxes may be used for U.S.P.S. residential door mail delivery.

Volume Discount Pricing Available On-Line!



#4150 with plain door design and brass numbers (#1220 - see page 102) displayed



4150



DESCRIPTION

4150^{1,2} - Modern Mailbox

UNIT SIZE

14-1/2" W x 14-1/2" H x 6" D

Mail slot size:

10" W x 2-1/2" H

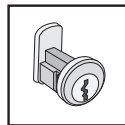
WEIGHT

20 lbs.

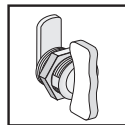
PRICE

\$100.00

Lock - standard replacement - with (2) keys (#4190 - \$15.00)



Thumb latch - optional (#4188 - \$10.00)



custom
Numbers / Letters see page 103

¹ Specify




black



beige



green



white

² Specify - door design



plain door



eagle door